


Phonics: Level 1

READ WITH
Biff,
Chip &
Kipper

Floppy's Fun Phonics



series created by
Roderick Hunt and Alex Brychta

OXFORD

Tips for Reading Together

Children learn best when they are having fun.

- Tell your child they are going to play a more difficult game of 'I spy'.
- On each page, read the instruction aloud, then ask your child to read the phrases on the left hand pages and try to match them to the pictures on the right.
- Encourage your child to sound out the letters and say the words (e.g. *l-i-d lid*)
- Your child will have to read carefully because there are some tricky pages!
- Do the spot the difference activity with your child.

Have fun!



Find the odd one out on every left hand page.



This book practices these letter-sounds:
s a t p i n m d g o c k e u r h b f f ll



For more hints and tips on helping your child become a successful and enthusiastic reader look at our website www.oxfordowl.co.uk.

Floppy's Fun Phonics

Written by Kate Ruttle and Annemarie Young

Illustrated by Nick Schon, based on the original characters
created by Roderick Hunt and Alex Brychta



OXFORD
UNIVERSITY PRESS

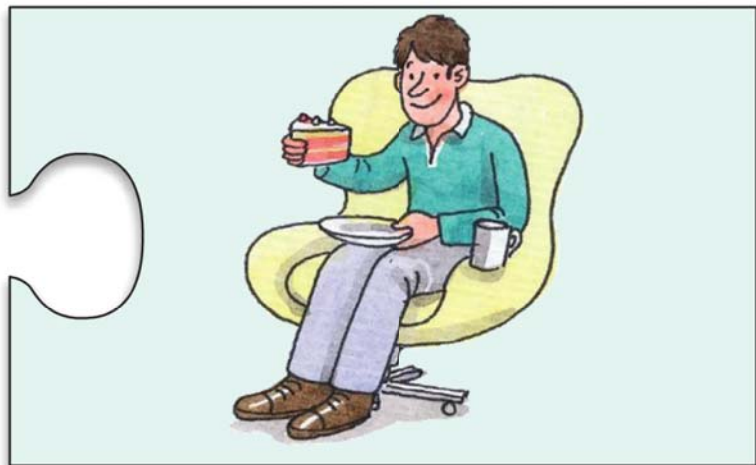


Read the sentence on
this card. Which picture
matches the card?



Dad is sad.








Read the captions
on these cards. Which card
matches the picture?


rats on a sack

cats on a sock







Read the captions on these cards. Which card matches the picture?



a hen and a bug




a hat on a dog








Read the sentences on these cards. Which card matches the picture?




Run in the sun.



Sit in the sun.







Read the sentences on these cards. Which card matches the picture?



A dog can sit.



A dog can run.







Read the sentences on these cards. Can you match each card to its picture?

A dog is a pet.



The dog is wet.








Read the sentences on these cards. Can you match each card to its picture?




Run and hop.



Run to the top.







Read the sentences on these cards. Can you match each card to its picture?




Biff is on a mug.



It is a big red bug.









Read the sentences on these cards. Can you match each card to its picture?



Biff is in a sack.



A doll is in a backpack.





Spot the difference

Find the five differences in the two pictures of Floppy.



Read with Biff, Chip and Kipper offers two important pathways to learning to read. **First Stories** have been specially written to provide practice in reading everyday language, and the **Phonics** stories help children practise reading by decoding sounds in words, as they learn to do in school.

Books at Level 1: Getting ready to read



Look out for the next level: Starting to read



OXFORD
UNIVERSITY PRESS

Great Clarendon Street, Oxford OX2 6DP
Text © Roderick Hunt 2006
Illustrations © Alex Brychta 2006

First published 2006. This edition published 2011
Series Editors: Kate Ruttle, Annemarie Young
British Library Cataloguing in Publication Data available
ISBN: 978-0-19-848618-3
Printed in China by Imago



Getting ready to read

Read with Biff, Chip and Kipper is designed to help children learn to read. Created by reading experts and based on current teaching practice, the lively stories, humorous illustrations and clear progression will ensure your child succeeds.

Do the word jigsaws.

Titles at this level:

Phonics

- Kipper's Alphabet I Spy
- Chip's Letter Sounds
- Biff's Wonder Words
- Floppy's Fun Phonics

First Stories

- Floppy Did This!
- Up You Go
- Get On
- Six in a Bed



Oxford
Reading
Tree

Used in 80% of
primary schools

Level 1 corresponds to
Oxford Reading Tree
Stage 1 - 1+

Series Editors:
Kate Ruttle,
Annemarie Young

£3.50



Help your child's reading
with essential tips, fun
activities and free eBooks
www.oxfordowl.co.uk

OXFORD
UNIVERSITY PRESS

www.oup.com

ISBN 978-0-19-848618-3



9 780198 486183